

HOW TO CUT AND UTILIZE FIBER BOND MASTER LINKS **Pick Track Height & Length**

Master Link	Panel Size	Cut at 2 Lengths	Cut at 3 Lengths	Cut at 4 Lengths	Cut at 5 Lengths	Cut at 6 Lengths	Cut at 7 Lengths	Cut at 8 Lengths
12" x 576"	12" x 24"	47" - 50"	70" - 75"	93" - 100"	117" - 125"	140" - 150"	163" - 175"	187" - 200"
16" x 432"	16" x 18"	34" - 38"	52" - 57"	69" - 76"	87" - 95"	104" - 114"	121" - 133"	139" - 152"
16" x 480"	16" x 20"	39" - 42"	58" - 63"	77" - 84"	97" - 105"	116" - 126"	136" - 147"	155" - 168"
16" x 528"	16" x 22"	43" - 46"	64" - 69"	86" - 92"	107" - 115"	128" - 138"	150" - 161"	171" - 184"
16" x 576"	16" x 24"	47" - 50"	70" - 75"	93" - 100"	117" - 125"	140" - 150"	164" - 175"	187" - 200"
16" x 600"	16" x 25"	49" - 52"	73" - 78"	97" - 104"	121" - 130"	146" - 156"	170" - 182"	195" - 208"
20" x 384"	20" x 16"	31" - 34"	46" - 51"	61" - 68"	77" - 85"	92" - 102"	108" - 119"	123" - 136"
20" x 432"	20" x 18"	34" - 38"	52" - 57"	69" - 76"	87" - 95"	104" - 114"	121" - 133"	139" - 152"
20" x 480"	20" x 20"	39" x 42"	58" - 63"	77" - 84"	97" - 105"	116" - 126"	136" - 147"	155" - 168"
20" x 528"	20" x 22"	43" - 46"	64" - 69"	86" - 92"	107" - 115"	128" - 138"	150" - 161"	171" - 184"
20" x 576"	20" x 24"	47" - 50"	70" - 75"	93" - 100"	117" - 125"	140" - 150"	164" - 175"	187" - 200"
20" x 600"	20" x 25"	49" - 52"	73" - 78"	97" - 104"	121" - 130"	146" - 156"	170" - 182"	195" - 208"
24" x 288"	24" x 12"	22" - 26"	34" - 39"	45" - 52"	56" - 65"	68" - 78"	79" - 91"	91" - 104"
24" x 384"	24" x 16"	31" - 34"	46" - 51"	61" - 68"	77" - 85"	92" - 102"	108" - 119"	123" - 136"
24" x 432"	24" x 18"	34" - 38"	52" x 57"	69" - 76"	87" - 95"	104" - 114"	121" - 133"	139" - 152"
24" x 480"	24" x 20"	39" - 42"	58" - 63"	77" - 84"	97" - 105"	116" - 126"	136" - 147"	155" - 168"
24" x 528"	24" x 22"	43" - 46"	64" - 69"	86" - 92"	107" - 115"	128" - 138"	150" - 161"	171" - 184"
24" x 576"	24" x 24"	47" - 50"	70" - 75"	93" - 100"	117" - 125"	140" - 150"	164" - 175"	187" - 200"
25" x 384"	25" x 16"	31" - 34"	46" - 51"	61" - 68"	77" - 85"	92" - 102"	108" - 119"	123" - 136"
25" x 432"	25" x 18"	34" - 38"	52" - 57"	69" - 76"	87" - 95"	104" - 114"	121" - 133"	139" - 152"
25" x 480"	25" x 20"	39" - 42"	58" - 63"	77" - 84"	97" - 105"	116" - 126"	136" - 147"	155" - 168"
25" x 528"	25" x 22"	43" - 46"	64" - 69"	86" - 92"	107" - 115"	128" - 138"	150" - 161"	171" - 184"
25" x 600"	25" x 25"	49" - 52"	73" - 78"	97" - 104"	121" - 130"	146" - 156"	170" - 182"	195" - 208"

FIBERBOND


**EASY INSTALLATION OF ALL
FIBER BOND PREMIUM LINK FILTERS**




Typical side access track.




Example of 20 x 80 link ready to install.



Always fold top and bottom salvage edge toward the upstream direction of track.



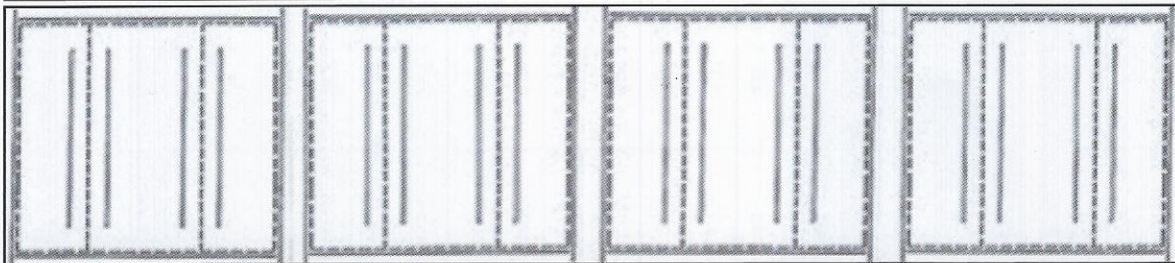
Fiber Bond link installed with no by-pass and 100% filtering area.



For difficult applications, a steel rod can be used to ease the link down the track.

Shown is a nominal 20" height by 80" length link. Four continuous 20" x 20" panels.

***Pushed* internal-grid-to-internal-grid, length is 77" (four 19-1/4" panels)**



***Pulled* to full spacing between panels, length is 86" (four 21-1/2" panels)**